

RobLight



XPO 16 horizontal

User manual
item nr: 03131052

RobLight

Product overview/unboxing

- (1) XPO 16 horizontal
- (2) User manual

Technical data

General

Material	Aluminium, plastic and other
Size W	Ø16 x min. 180 mm - max 1500 mm
Side H	Ø16 x min. 40 mm - max 700 mm
Colour	Black (others on req.)
Rotation	±150°
Lens house	11° -30°, 60°
Lens house tilt	±35°
Light point	Max Ø1,5 mm
Mounting hole	Ø22-24 mm
Mounting bughing	Ø20 / M20 / 30 mm
Cleaning	Dry cloth or air

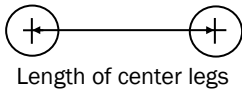
Installation instructions

Follow the installation instructions to ensure

- Safe operation
- Full functionality
- Stated expected lifetime
- Uninterrupted illumination

RobLight

Mounting instructions



Connect the light generator


Adjusting the fitting



Focus / wide






RobLight

Installing accessories



Mounting of barndoors, bend down bracket holders

Accessories / Spare part

	Part name	Description	Item no.
	XPO 16 Optical Head Medium, Black		0610 0350
	XPO 16 Optical Head Wide, Black		0610 0352
	XPO Cover Flange 2 Parts, Black		0610 0504
	Mounting bush		0610 0501
	Barndoor, flat		4300 3018

RobLight

RobLight A/S, Gl. Skagensvej 105 H, DK-9900 Frederikshavn
T: +45 9244 4888, E: info@rob-light.com
www.rob-light.com

RobLight accepts no responsibility for possible errors in catalogues, brochures and other printed material.
RobLight reserves the right to alter or discontinue its products without notice. © 2019 RobLight A/S